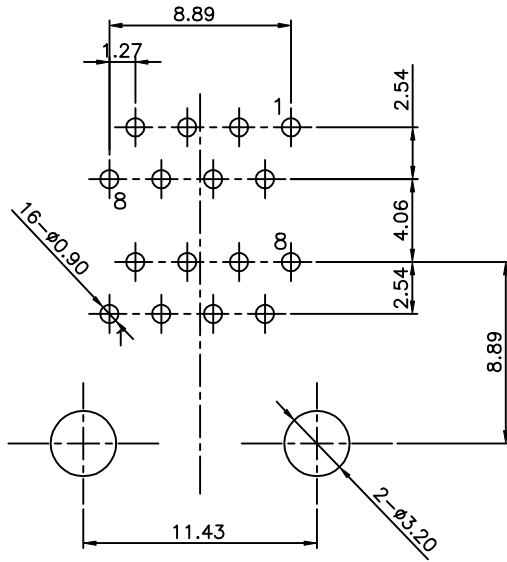
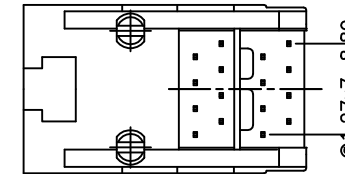
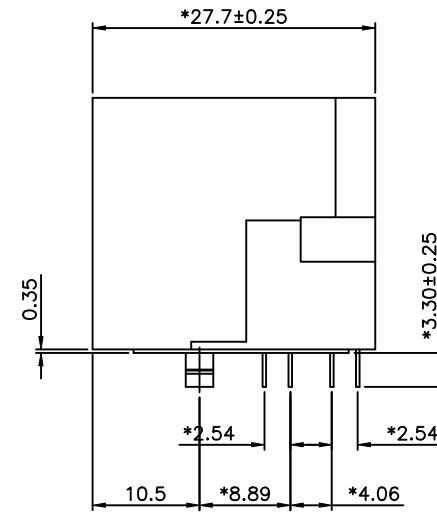
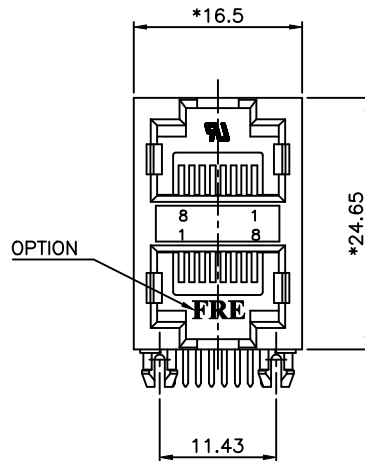


A1RFRD10

REVISION RECORD				
REV	ECO	DESCRIPTION	DRFT	CHKD



PC Board Thickness=1.60mm
PC Board Component Side Shown



NOTES:

ELECTRICAL:

1. VOLTAGE RATING : 125 VAC RMS.
2. CURRENT RATING : 1.5 AMP.
3. CONTACT RESISTANCE : 50 MILLIOHMS MAX.
4. INSULATION RESISTANCE: 1000 MEGOHMS MIN @ 500 VDC.
5. DIELECTRIC STRENGTH : 1000 VAC RMS 60Hz, 1MIN.

MECHANICAL:

1. HOUSING MATERIAL : NYLON+30%.G.F(FR52) UL94V-0.
2. INSERT : NYLON+30%.G.F(FR52) UL94V-0.
3. CONTACT MATERIAL : PHOSPHOR BRONZE t=0.35mm.
4. PLATING : GOLD PLATING OVER NICKEL.
5. OPERATING LIFE : 750 CYCLES MIN.
6. PCB RETENTION PRE-SOLDER : 1 LB MIN.
7. PCB RETENTION POST-SOLDER: 10 LBS MIN.

ENVIRONMENTAL:

1. STORAGE : -40°C TO +85°C.
2. OPERATION: 0°C TO 70°C.
3. WAVE SOLDERING TEMPERATURE: 255~265° (5~10 SECONDS)

MATES WITH MODULAR PLUG CONFORMING TO
FCC PART 68, SUBPART F.

UL & CUL FILE NO. E163191
PART NUMBER:E5908-0T03XX-L

- | | | |
|-----------------|---------|---------|
| 4- W/ FRE LOGO | 1- 3u" | 2- 6u" |
| U- W/O FRE LOGO | 3- 15u" | 4- 30u" |
| | 5- 50u" | |

DETACHED LISTS	MM (INCH)	DFTO QIANPU DATE 3/15/05	FULL RISE ELECTRONIC CO., LTD	
	TOLERANCES EXCEPT AS NOTED	CHKDSAMMY DATE2005/3/15		
	MM	MFO DATE	TITLE RJ45 STAMPED PIN III STACKED GANG JACK (2x1)	
	.0 ± 0.2 ±	APPVILUSHENG DATE2005/3/15		
.00 ± 0.15 ±	MATERIAL :	DRAWING NO. GE593B81-LA SIZE REV /PART NO. SEE NOTES A3 0		
.000 ± 0.075 ±	ANGLES ± 0.5			DO NOT SCALE DRAWING SHEET 1 OF 1
THIRD ANGLE PROJECTION	QTY :	SCALE : 2:1		
	FINISH :			DO NOT SCALE DRAWING SHEET 1 OF 1